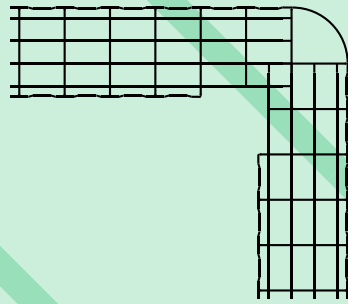
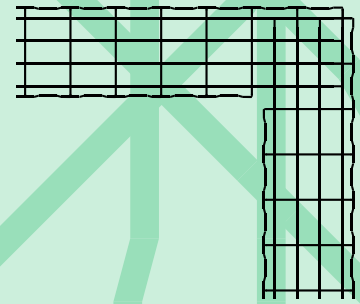


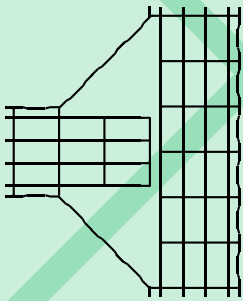
LARGE RADIUS HORIZONTAL BENDS



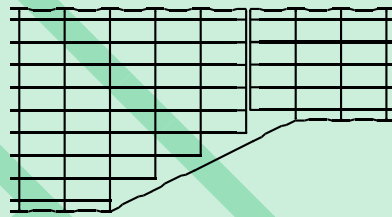
SMALL RADIUS HORIZONTAL BENDS




RIGHT RADIUS HORIZONTAL BENDS



T/CROSS AT LARGE RADIUS



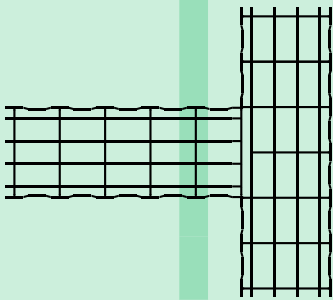
REDUCING SIZE



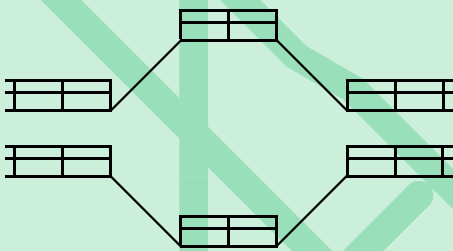
VERTICAL BENDS

BASORFIL

Cable Trays Installation



T/CROSS

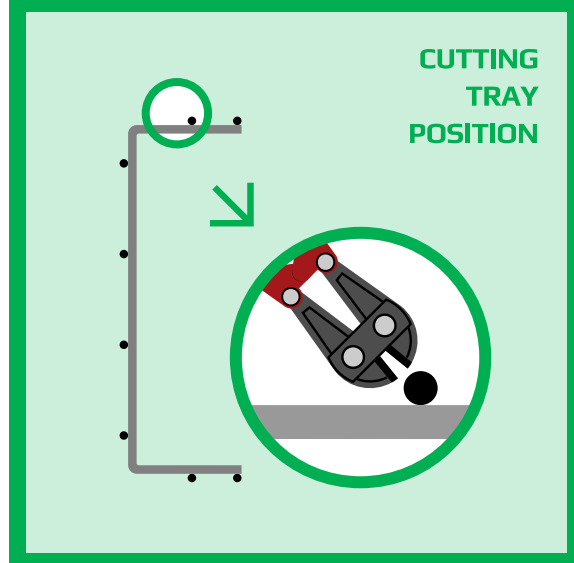
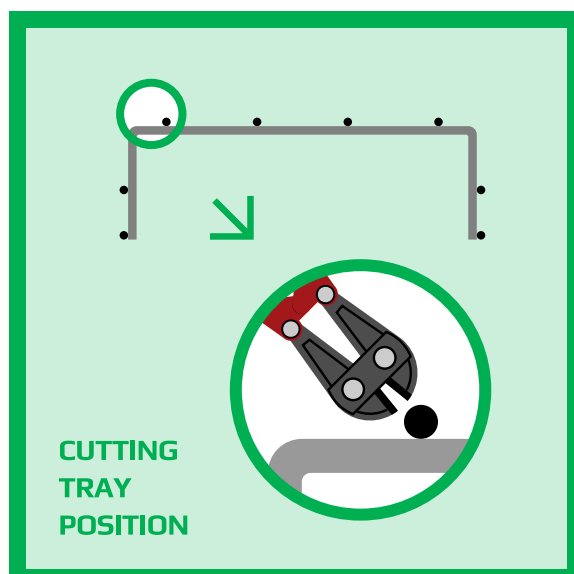
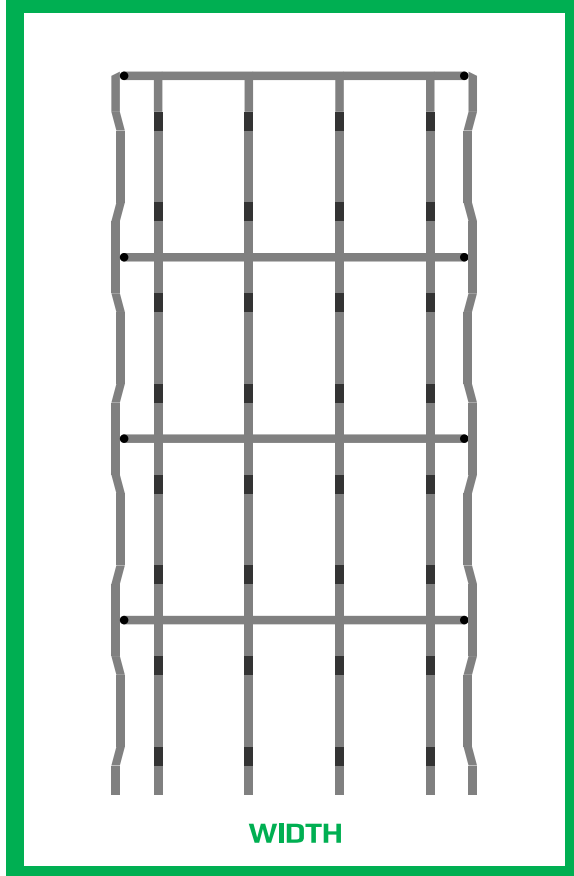
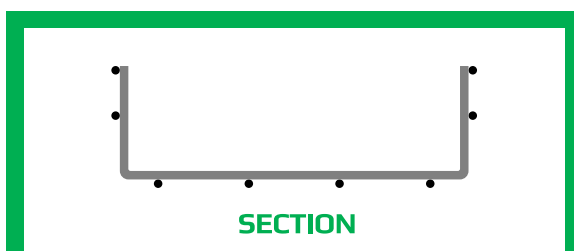

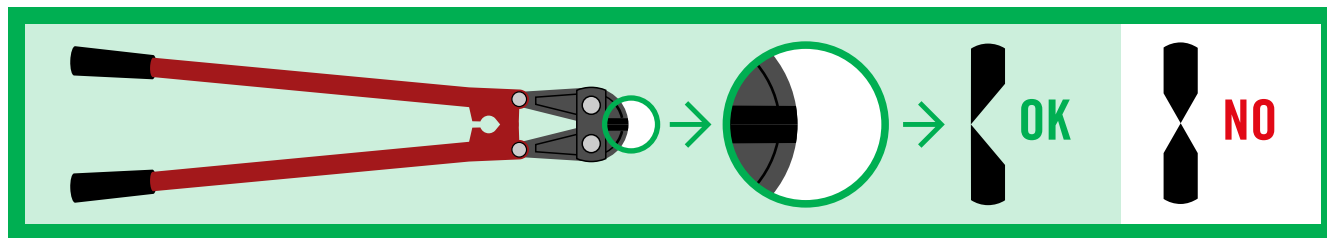


CHANGING LEVEL

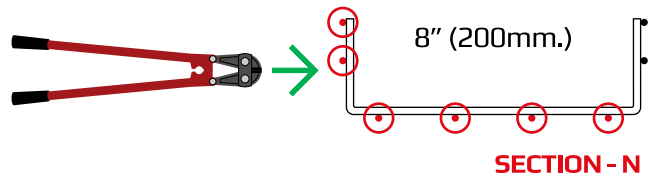
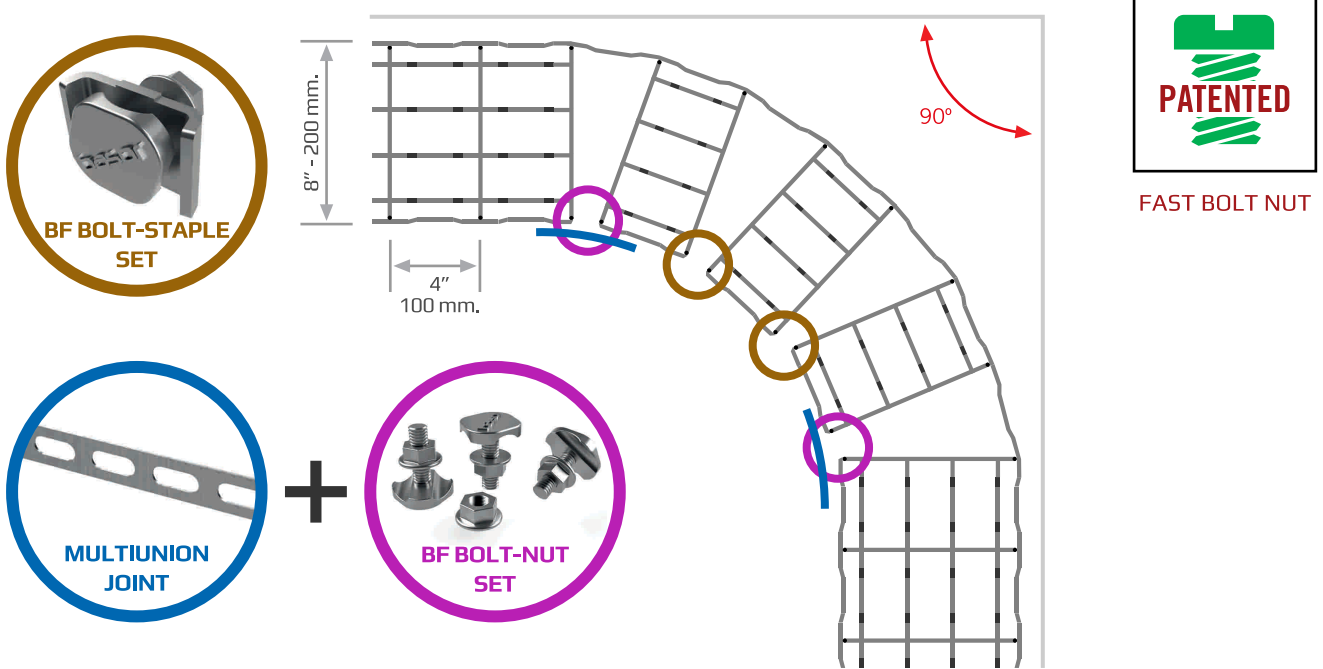
HOW TO CUT

Always use asymmetrical-cut wire cutters.

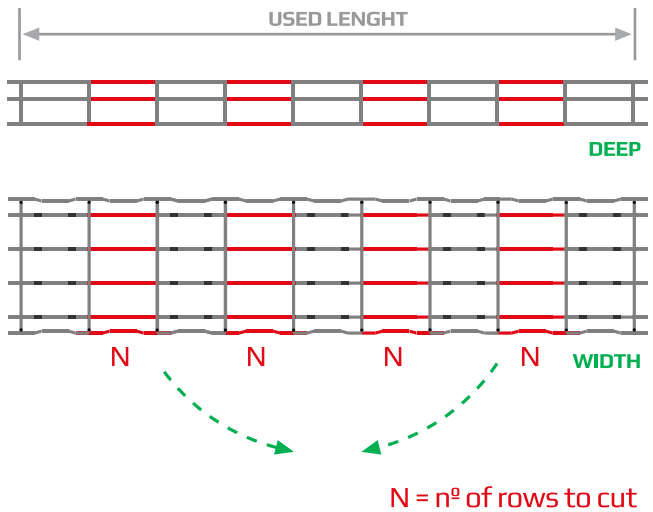
Cut as close as you can to where horizontal and vertical rods cross each other, as shown.



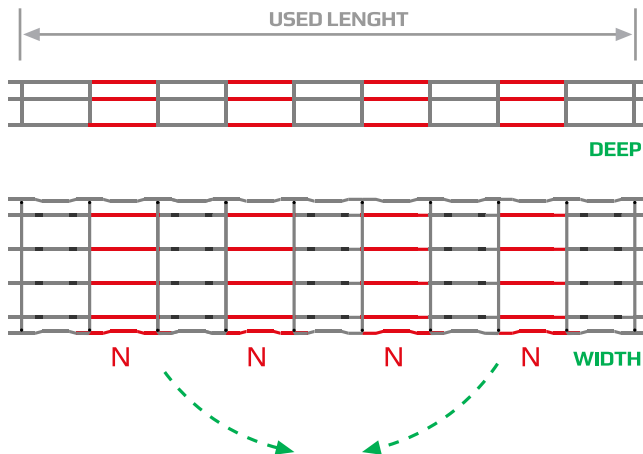
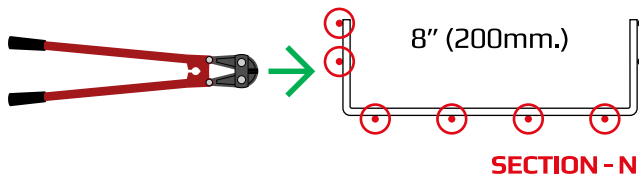
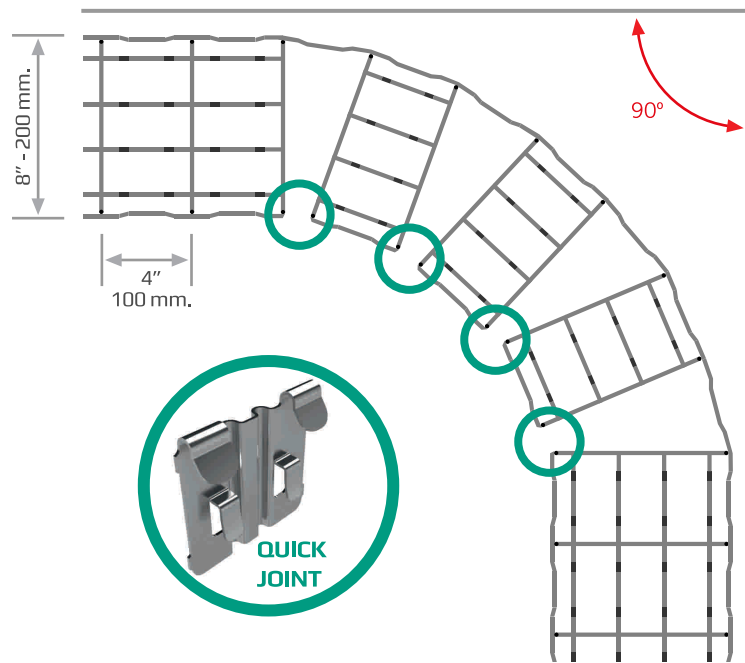
LARGE RADIUS HORIZONTAL BENDS - RIGHT ANGLE



WIDTH	N	ACCESORIES	RADIUS		USED LENGHT	
			inches	mm.	inches	mm.
2"	50mm.	2 (2x BF Bolt-Nut Set + Multiunion joint)	-	-	5x4"	5x100
4"	100mm.	3 (3x BF Bolt-Nut Set + Multiunion joint)	8'65	220	7x4"	7x100
6"	150mm.	4 (4x BF Bolt-Nut Set + Multiunion joint)	11'03	280	9x4"	9x100
8"	200mm.	[2x (2x BF Bolt-Nut Set + Multiunion joint) + 2x (Bolt-Staple Set)]	11'03	280	9x4"	9x100
12"	300mm.	[2x (2x BF Bolt-Nut Set + Multiunion joint) + 4x (Bolt-Staple Set)]	16'92	430	13x4"	13x100
16"	400mm.	[2x (2x BF Bolt-Nut Set + Multiunion joint) + 6x (Bolt-Staple Set)]	18'11	460	17x4"	17x100
20"	500mm.	9x (Bolt-Staple Set)	27'56	700	19x4"	19x100
24"	600mm.	11x (Bolt-Staple Set)	30'31	770	23x4"	23x100



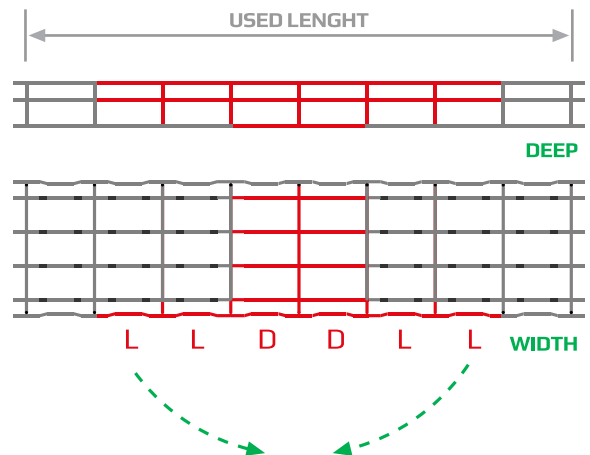
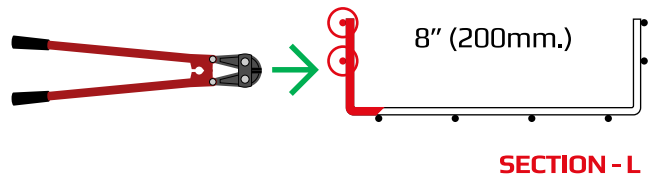
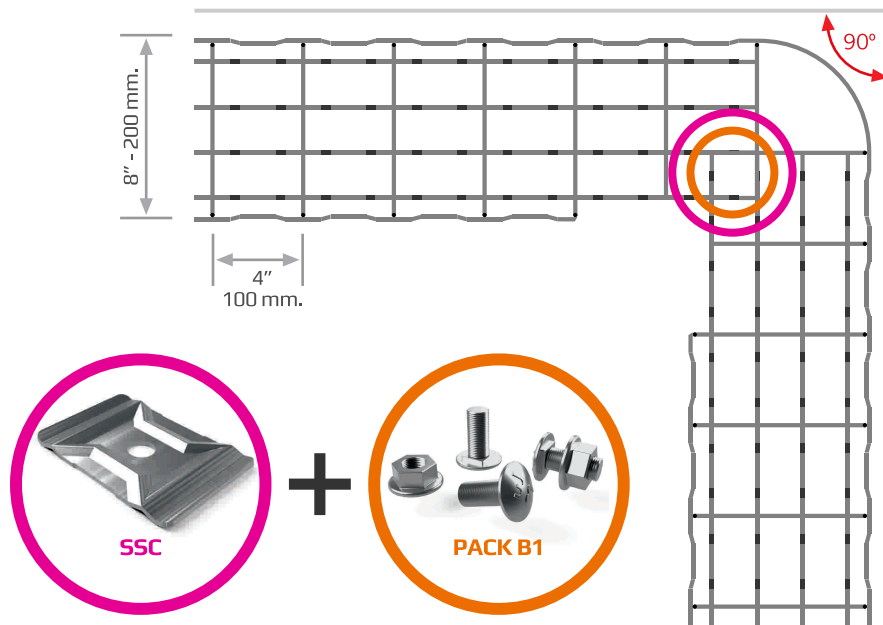
LARGE RADIUS HORIZONTAL BENDS - RIGHT ANGLE



N = n° of rows to cut

WIDTH	N	COUPLERS	RADIUS		USED LENGTH	
			inches	mm.	inches	mm.
4"	100mm.	2 Quick joint	5'51	140	5x4"	5x100
6"	150mm.	3 Quick joint	8'65	220	7x4"	9x100
8"	200mm.	4 Quick joint	11'81	300	9x4"	9x100
12"	300mm.	6 Quick joint	17'72	450	13x4"	13x100
16"	400mm.	8 Quick joint	24	610	17x4"	17x100
20"	500mm.	9 Quick joint	29'92	760	21x4"	21x100
24"	600mm.	11 Quick joint	35'83	910	25x4"	25x100


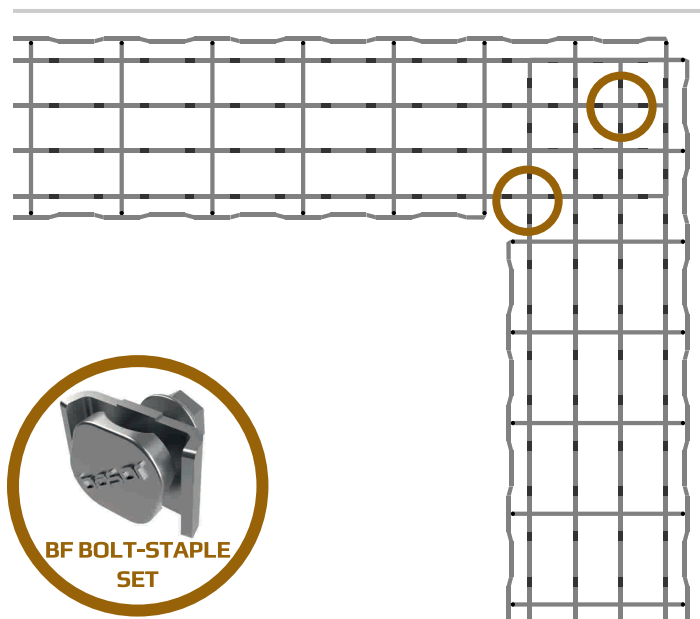
SMALL RADIUS HORIZONTAL BENDS - RIGHT ANGLE



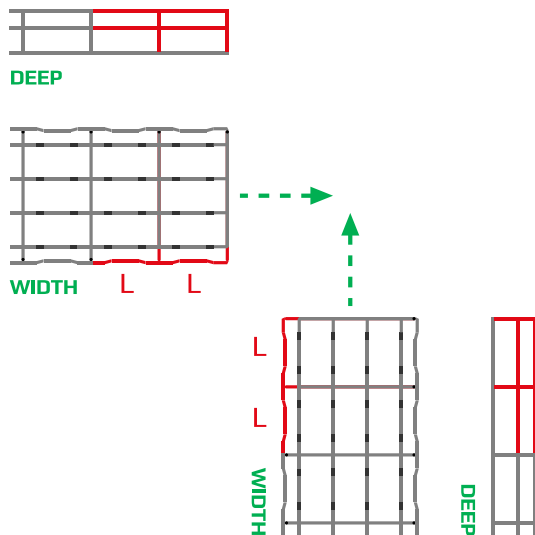
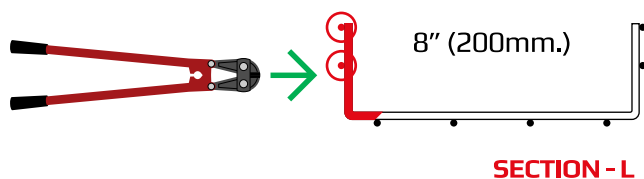
D and L = n° of rows to cut

WIDTH	D	L	ACCESORIES	RADIUS		USED LENGHT		
				inches	mm.	inches	mm.	
2"	50mm.	-	1	1x BF Bolt-Staple Set	-	-	3x4"	3x100
4"	100mm.	1	1+1	1x BF Bolt-Staple Set	2	50	5x4"	5x100
6"	150mm.	1	2+2	1x (2 SSC+Pack B1)	4'72	120	7x4"	7x100
8"	200mm.	2	2+2	1x (2 SSC+Pack B1)	4'92	125	8x4"	8x100
12"	300mm.	2	3+3	1x (2 SSC+Pack B1)	4'72	120	10x4"	10x100
16"	400mm.	2	4+4	1x (2 SSC+Pack B1)	5'12	130	12x4"	12x100
20"	500mm.	2	5+5	1x (2 SSC+Pack B1)	5'12	130	14x4"	14x100
24"	600mm.	2	6+6	1x (2 SSC+Pack B1)	5'31	135	16x4"	16x100

RIGHT RADIUS HORIZONTAL BENDS - RIGHT ANGLE




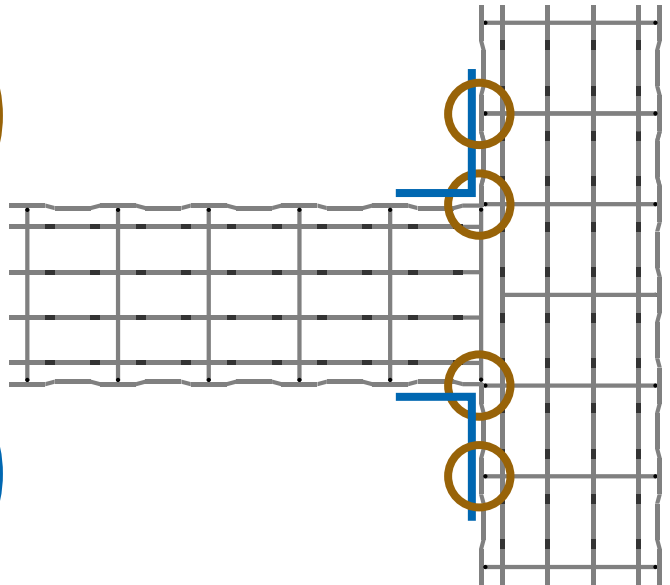
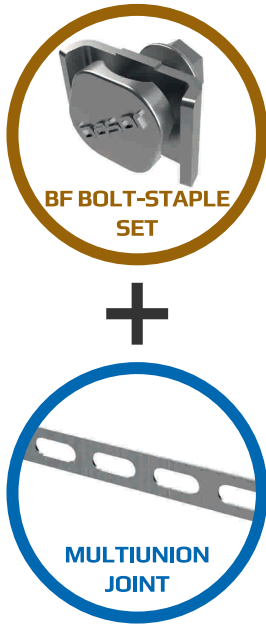
FAST BOLT NUT



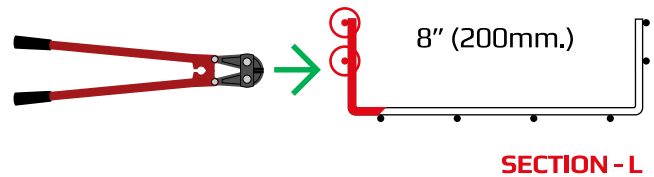
L = n^o of rows to cut

WIDTH		L	ACCESSORIES
4"	100mm.	1	2x BF Bolt-Staple Set
6"	150mm.	2	2x BF Bolt-Staple Set
8"	200mm.	2	2x BF Bolt-Staple Set
12"	300mm.	3	2x BF Bolt-Staple Set
16"	400mm.	4	2x BF Bolt-Staple Set
20"	500mm.	5	2x BF Bolt-Staple Set
24"	600mm.	6	2x BF Bolt-Staple Set

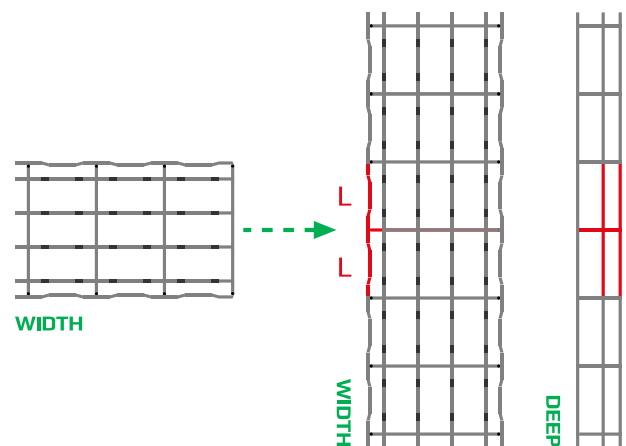
T/CROSS - RIGHT ANGLE



FAST BOLT NUT

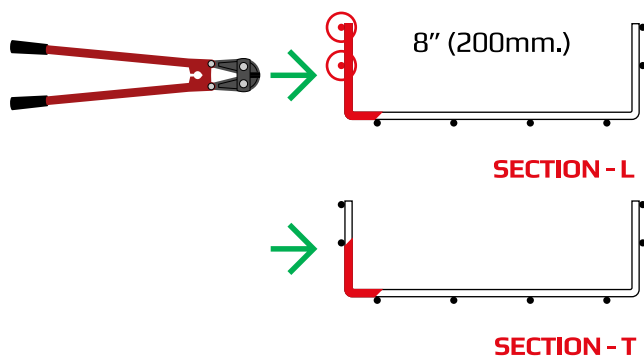
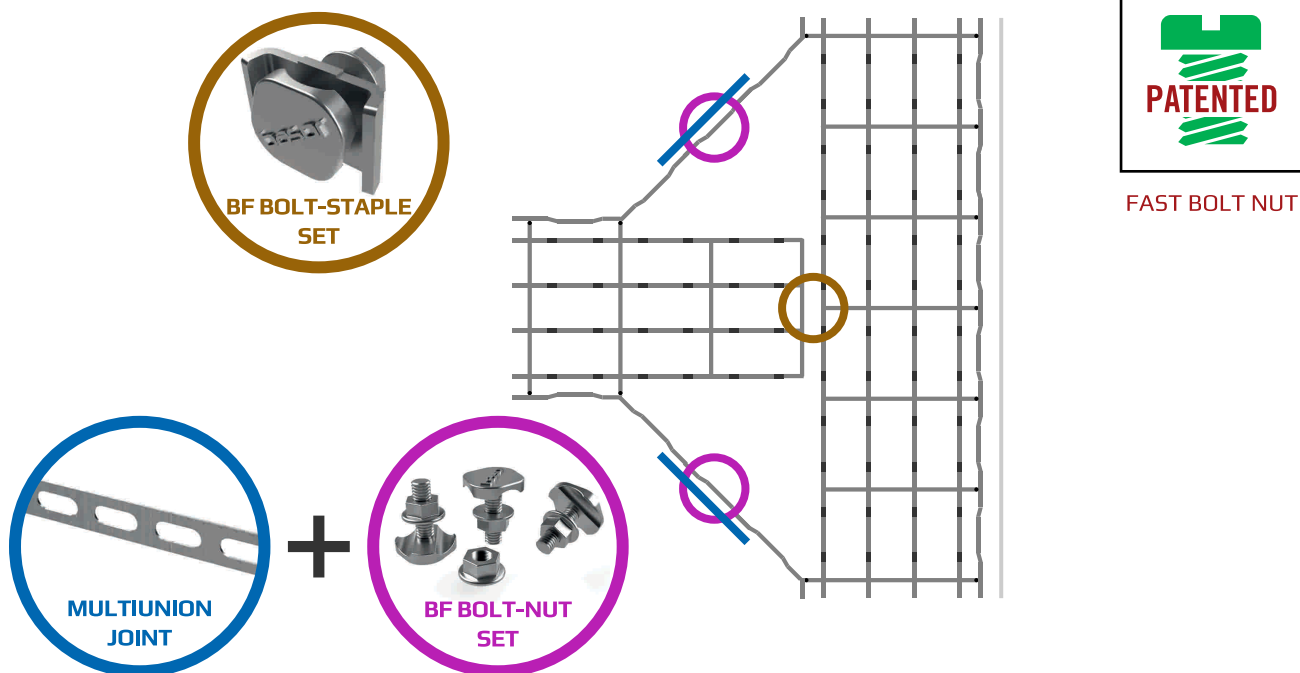


WIDTH		L	ACCESORIES
2"	50mm.	1	2x (BF Bolt-Staple Set + Multiunion joint)
4"	100mm.	1	2x (BF Bolt-Staple Set + Multiunion joint)
6"	150mm.	2	2x (BF Bolt-Staple Set + Multiunion joint)
8"	200mm.	2	2x (BF Bolt-Staple Set + Multiunion joint)
12"	300mm.	3	2x (BF Bolt-Staple Set + Multiunion joint)
16"	400mm.	4	2x (BF Bolt-Staple Set + Multiunion joint)
20"	500mm.	5	2x (BF Bolt-Staple Set + Multiunion joint)
24"	600mm.	6	2x (BF Bolt-Staple Set + Multiunion joint)

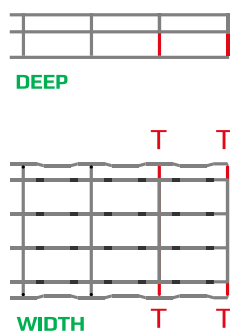


L = n° of rows to cut

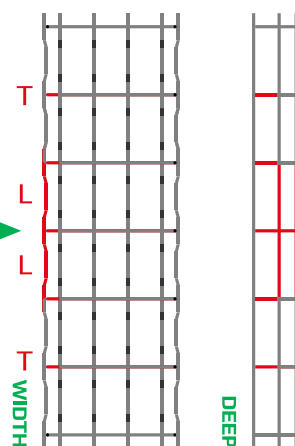
T/CROSS AT LARGE RADIUS - RIGHT ANGLE



Piece 2



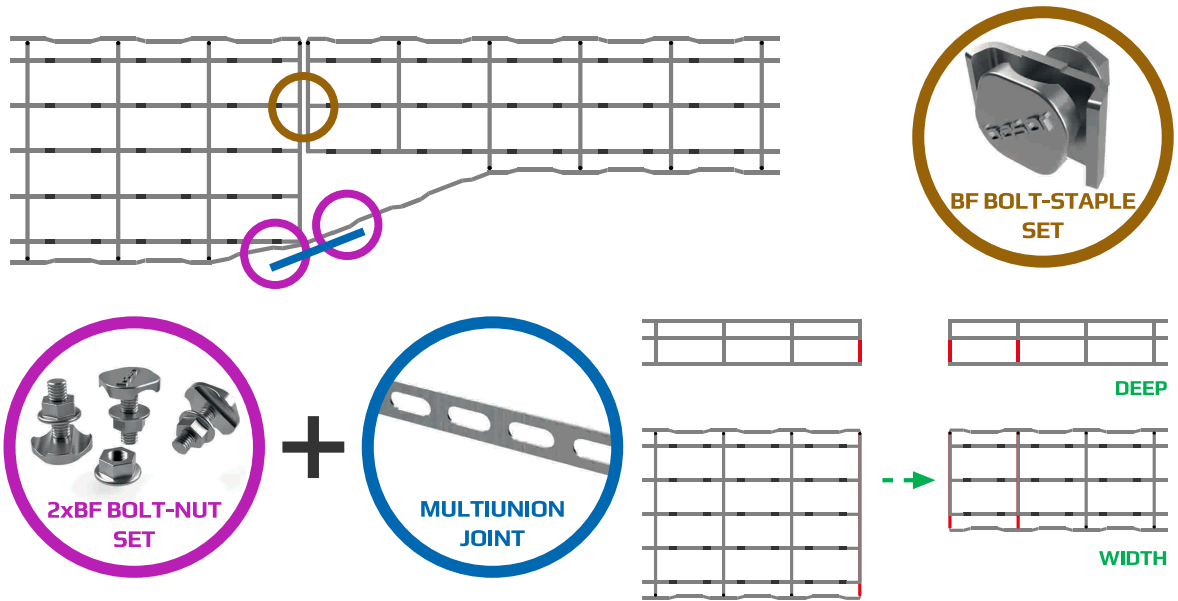
Piece 1



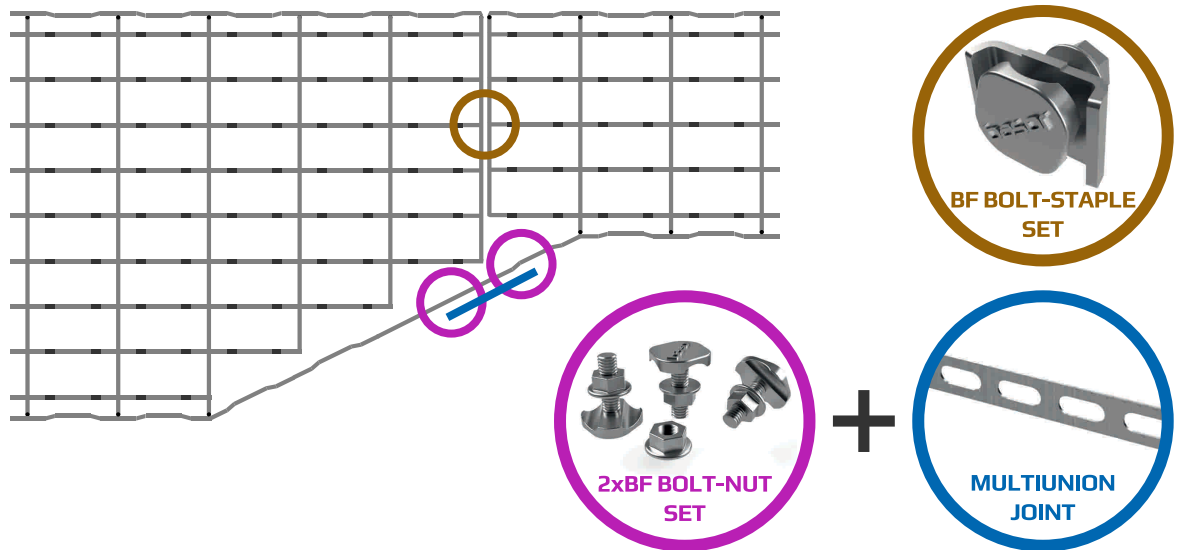
L and T = n° of rows to cut

WIDTH		Piece 1		Piece 2		ACCESORIES
		L	T	L	T	
4"	100mm.	2	1+1	1+1	1+1	3x (BF Bolt-Staple Set)
6"	150mm.	3	1+1	1+1	1+1	1x (BF Bolt-Staple Set) + 2x (2x Bolt-Staple set + Multiunion Joint)
8"	200mm.	3	1+1	1+1	1+1	3x (BF Bolt-Staple Set)
12"	300mm.	4	1+1	1+1	1+1	4x (BF Bolt-Staple Set)
16"	400mm.	5	1+1	1+1	1+1	1x (BF Bolt-Staple Set) + 2x (2x Bolt-Staple set + Multiunion Joint)
20"	500mm.	6	1+1	1+1	1+1	4x (BF Bolt-Staple Set)
24"	600mm.	7	1+1	1+1	1+1	4x (BF Bolt-Staple Set)

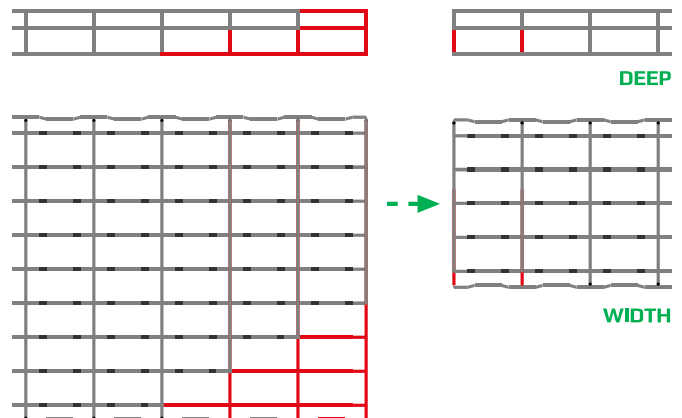

REDUCING SIZE - 4"



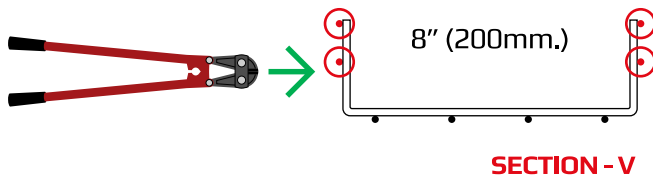
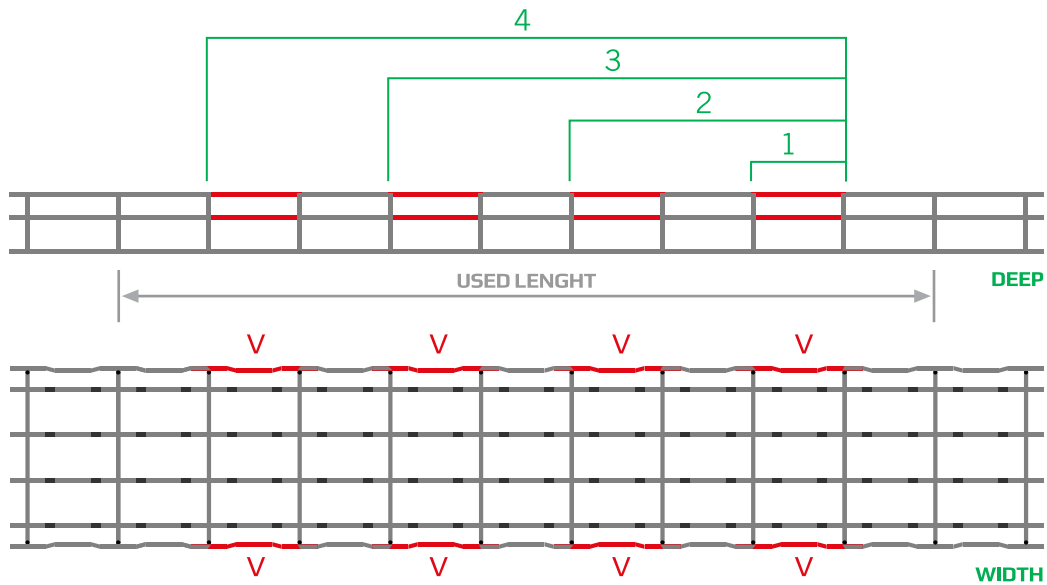
REDUCING SIZE - 8"



CHOOSE THE ONE YOU NEED

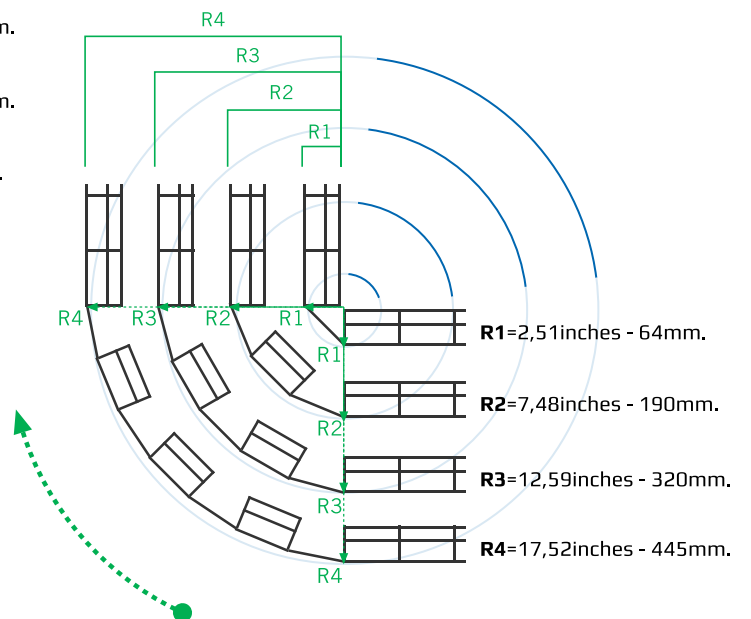
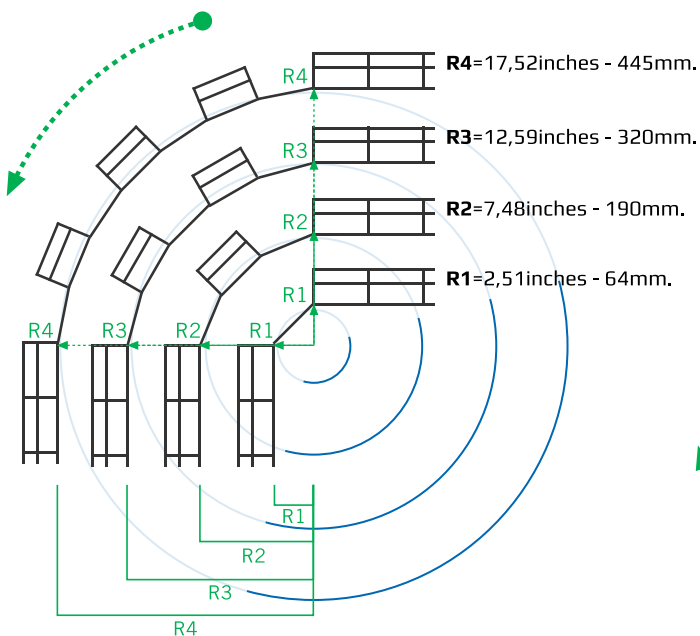


VERTICAL BENDS

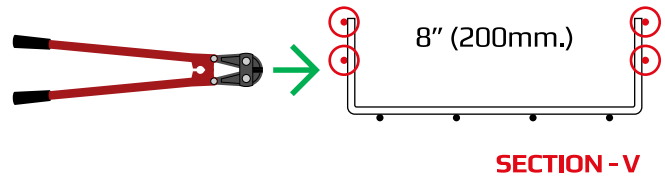
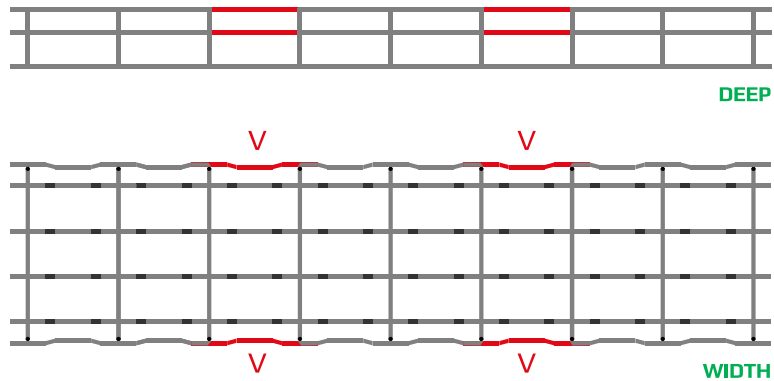


RADIUS	USED LENGHT	
	inches	mm.
R1	3x4"	3x100
R2	5x4"	5x100
R3	7x4"	7x100
R4	9x4"	9x100

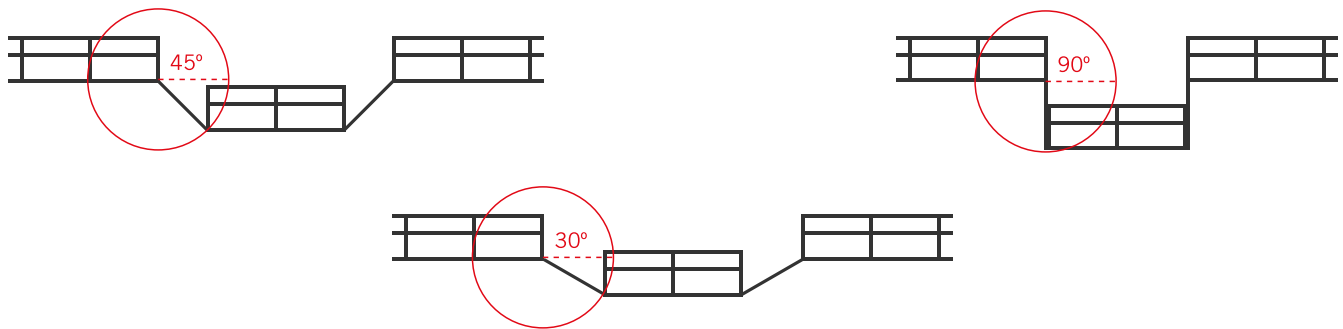
V = nº of rows to cut



CHANGING LEVEL



V = n° of rows to cut



BASORFIL GIVES YOU MANY POSSIBILITIES

